
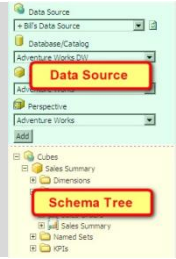
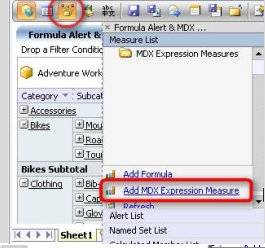



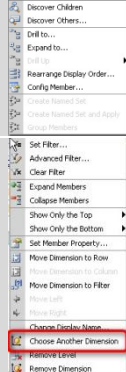
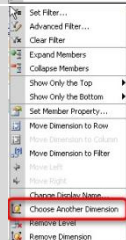
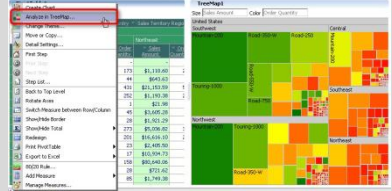
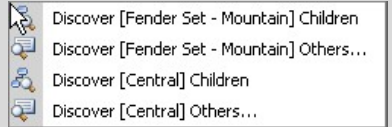
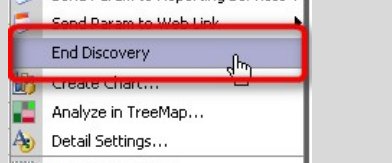
Report Designer & End User Differences

Background

This document explains the two different user types – Report Designer and End User. Please note that the terms “Report Designer” and “Power User” are interchangeable.

Comparison Table

Area	Functions	Report Designer	General User	Notes
Administrative	Able to create new objects within the <i>Shared Reports</i> folder	Yes	No	
	Able to copy and paste objects to the <i>Shared Reports</i> folder	Yes	No	
	Able to save a new report inside the <i>Shared Reports</i> folder.	Yes	No	
	Able to save a new report inside the <i>My Reports</i> folder	Yes	Yes	The end-user must be assigned the “Config” privilege.
	Able to Import and Export reports	Yes	No	The end-user can only export his/her own reports. 
Pivot Table	Able to use the <i>Data Source Panel</i> and the <i>Cube Schema Tree</i>	Yes	No	
	Able to use these features in the Object Panel: <ul style="list-style-type: none"> Add MDX Measure Add MDX Alert Add Named Set Add Calculated Member 	Yes	No	
	Able to use these features in the measure drop down menu: <ul style="list-style-type: none"> Add MDX Measure Add MDX Alert 	Yes	No	

	Able to use Dimension Member popup menu	Yes	No	
	Able to use the <i>Choose Another Dimension</i> function on the column/row dimension and slicer filter section.	Yes	No	
TreeMap	Able to create a Heat Map	Yes	No	
Discover	Able to create a new Discover session	Yes	No	
	Able to terminate a Discover session	Yes	No	
	Able to Cross Join other dimensions using the Discover function	Yes	No	